



Additional Assessment Materials
Summer 2021

Pearson Edexcel GCSE in Biology (1BI0)
Foundation

Resource Set Topic 5: Health, Disease and
the Development of Medicines

Questions

(Public release version)

Pearson: helping people progress, everywhere

Pearson aspires to be the world's leading learning company. Our aim is to help everyone progress in their lives through education. We believe in every kind of learning, for all kinds of people, wherever they are in the world. We've been involved in education for over 150 years, and by working across 70 countries, in 100 languages, we have built an international reputation for our commitment to high standards and raising achievement through innovation in education. Find out more about how we can help you and your students at: www.pearson.com/uk

General guidance to Additional Assessment Materials for use in 2021

Context

- Additional Assessment Materials are being produced for GCSE, AS and A levels (with the exception of Art and Design).
- The Additional Assessment Materials presented in this booklet are an **optional** part of the range of evidence teachers may use when deciding on a candidate's grade.
- 2021 Additional Assessment Materials have been drawn from previous examination materials, namely past papers.
- Additional Assessment Materials have come from past papers both published (those materials available publicly) and unpublished (those currently under padlock to our centres) presented in a different format to allow teachers to adapt them for use with candidate.

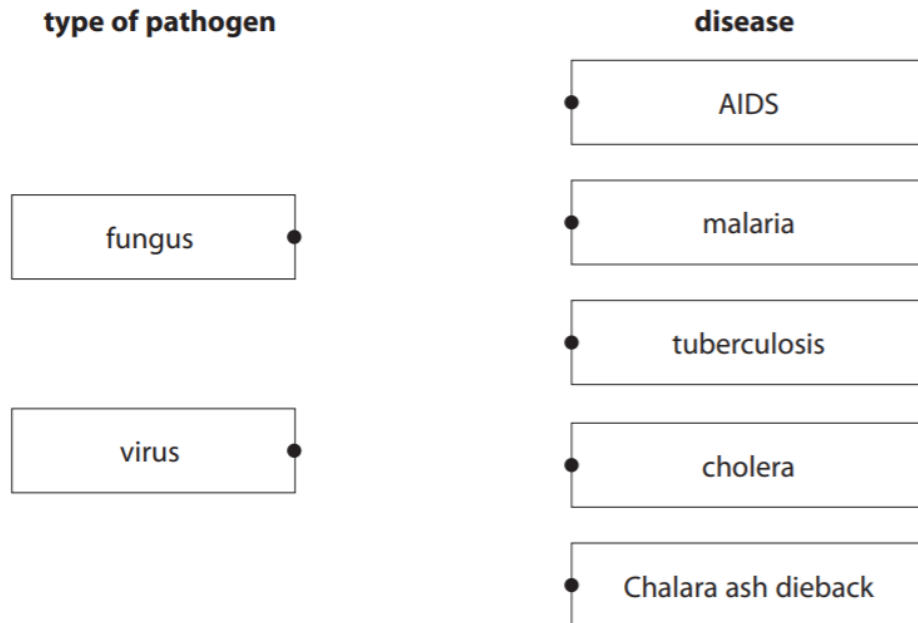
Purpose

- The purpose of this resource is to provide qualification-specific sets/groups of questions covering the knowledge, skills and understanding relevant to this Pearson qualification.
- This document should be used in conjunction with the mapping guidance which will map content and/or skills covered within each set of questions.
- These materials are only intended to support the summer 2021 series.

1 (a) Pathogens cause disease.

Draw one straight line from each type of pathogen to the disease that is caused by that pathogen.

(2)



(b) Antibiotics can be used to treat diseases.

Antibiotics kill

(1)

- A antibodies
- B antigens
- C bacteria
- D viruses

(c) Figure 1 shows the number of white blood cells in blood samples from three patients.

	Patient X	Patient Y	Patient Z
Number of white blood cells per μl	8 500	5 700	12 500

Figure 1

Explain why the data suggests that Patient Z has a bacterial infection.

(2)

.....

.....

.....

.....

.....

.....

(d) HIV is diagnosed by blood tests.

State **two** safety precautions that need to be taken when handling blood samples.

(2)

1.....

.....

2.....

.....

7.

*(b) Explain how plants protect themselves from being eaten by pests and against diseases caused by pathogens.

(6)

.....

.....

.....

.....

.....

.....

.....

.....

.....

.....

.....

.....

.....

.....

.....

.....

.....

.....

.....

.....

.....

.....

.....

.....

.....

8 (a) Cirrhosis is a disease caused by prolonged alcohol abuse.

(i) Prolonged alcohol abuse causes cirrhosis of the

(1)

- A brain
- B liver
- C heart
- D skin

(ii) Give **one** reason why cirrhosis is described as a non-communicable disease.

(1)

.....

.....

.....

(b) Obesity increases the risk of a person developing cardiovascular disease.

Losing weight can reduce the risk of this disease occurring.

Explain why exercise can cause weight loss.

(2)

(c) Figure 8 shows a gastric band fitted to a stomach.

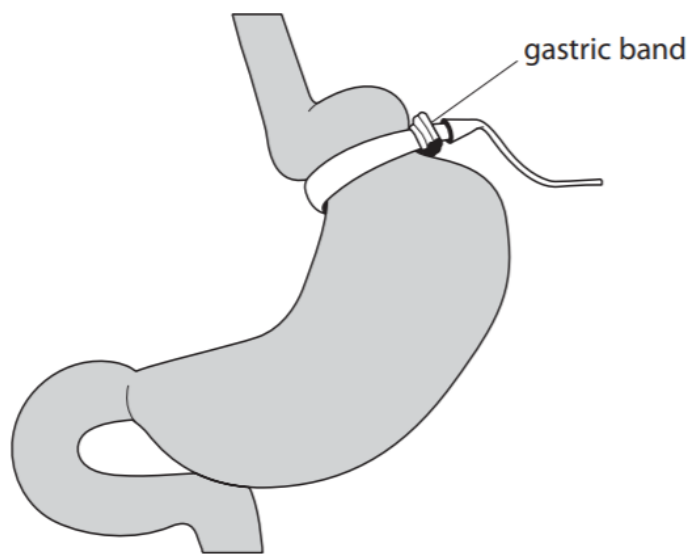


Figure 8

Explain how a gastric band helps a person to lose weight.

(2)

(d) BMI and waist:hip ratio can be used to find out if a person is obese.

Figure 9 shows some data for two males.

male	BMI	waist : hip ratio
A	27.3	0.85
B	?	0.81

Figure 9

BMI is calculated using the equation:

$$\text{BMI} = \frac{\text{mass in kilograms}}{(\text{height in metres})^2}$$

(i) Male B has a mass of 72 kg and a height of 1.81 m.

Calculate the BMI of male B.

Give the answer to 3 significant figures.

(3)

BMI =

(ii) Figure 10 shows the interpretation of BMI values.

BMI range	interpretation
below 18.5	underweight
18.5 – 24.9	normal
25.0 – 29.9	overweight
30.0 and above	obese

Figure 10

Males with a waist:hip ratio above 0.90 are defined as abdominally obese.

Explain what the BMI and waist:hip ratio for male A shows about his weight distribution. (2)

.....

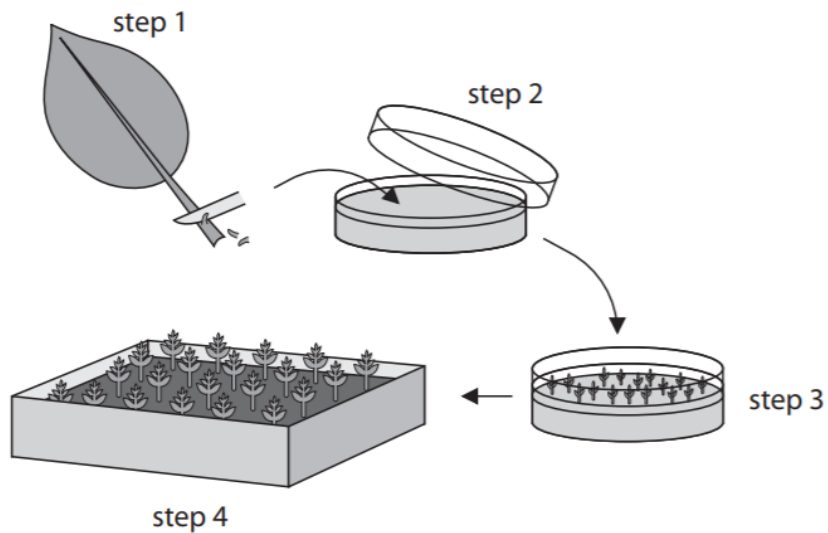
.....

.....

.....

.....

10 (a) Figure 15 shows a method of producing plants.



Step 1. Cells taken from parent plant.

Step 2. Cells placed on agar growth medium.

Step 3. Cells develop into tiny plantlets.

Step 4. Plantlets grown in compost.

Figure 15

(i) Some cells in each plantlet develop into root cells.

Name the process occurring as these cells develop into root cells.

(1)

(ii) Describe the advantages of producing plants by the method shown in Figure 15.

(2)

(iii) An autoclave is used to prepare the agar growth medium used in Step 2.

Explain why the agar growth medium is autoclaved.

(2)

(iv) One of the plantlets had different coloured leaves.

Give **one** reason why this plantlet had different coloured leaves.

(1)

3 (a) Chlamydia is caused by a pathogen.

(i) Chlamydia is transmitted by

(1)

- A** insect vectors
- B** sneezing
- C** sexual intercourse
- D** contaminated food

(ii) The type of pathogen that causes chlamydia is a

(1)

- A bacterium
- B fungus
- C protist
- D virus

(b) Figure 3 shows the number of cases of chlamydia in the United Kingdom per 100 000 people between 1996 and 2013.

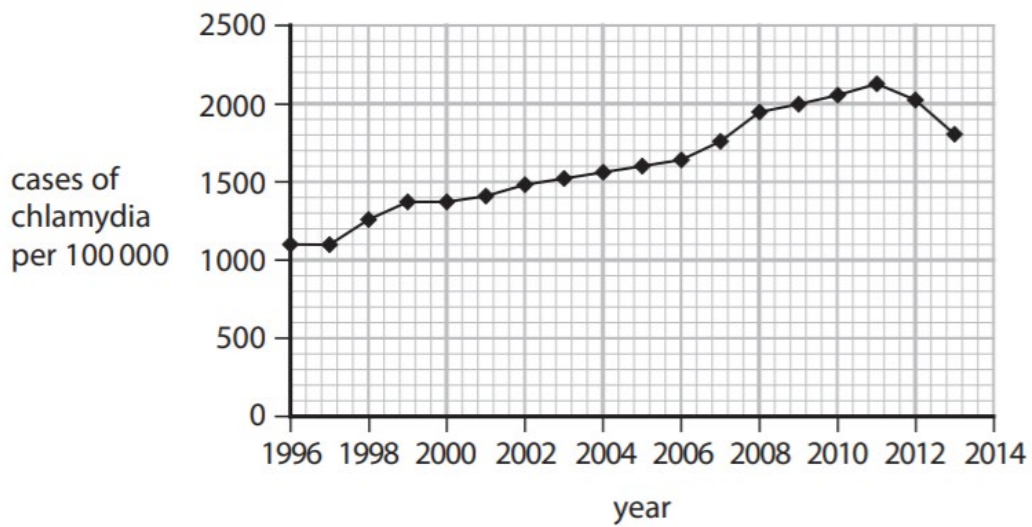


Figure 3

(i) Describe the trend in the number of cases of chlamydia between 1996 and 2013.

(2)

.....

.....

.....

.....

(ii) State the number of cases of chlamydia per 100 000 in 2013.

(1)

.....

(iii) The population of the United Kingdom in 2013 was 64 000 000.

Calculate the number of people with chlamydia in 2013.

(2)

4 (a) Figure 4 shows the structures in a leaf.

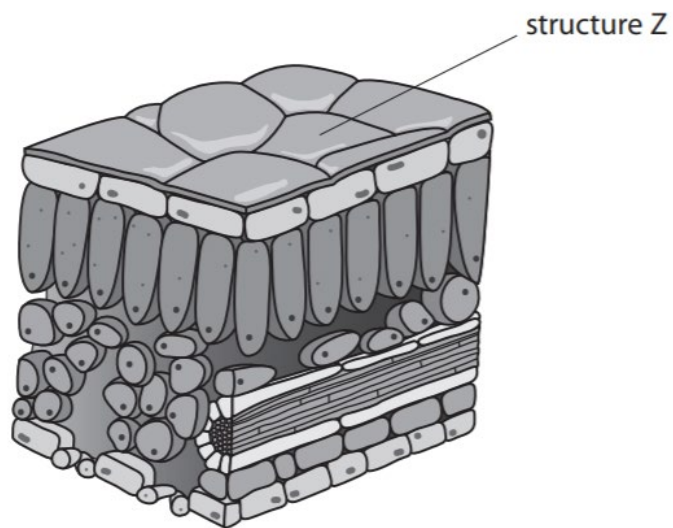


Figure 4

Explain how structure Z is involved in defence against pathogens.

(2)

.....

.....

.....

.....

(b) Chemicals can be extracted from plants.

Some of these chemicals can kill bacteria.

A scientist spread some bacteria on a nutrient agar plate as shown in Figure 5.

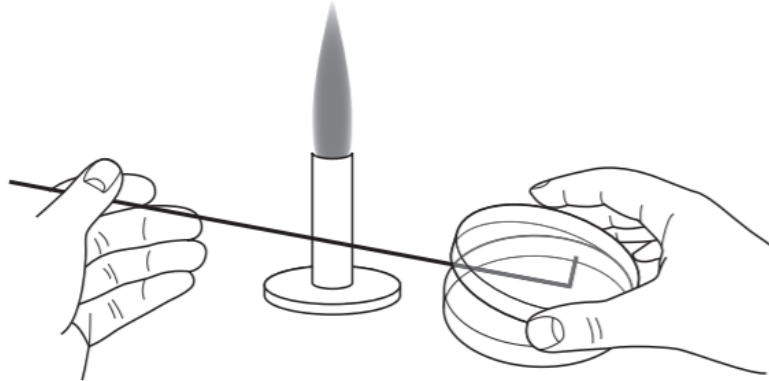


Figure 5

(i) What is being shown in Figure 5?

(1)

- A** aseptic technique
- B** cloning
- C** genetic engineering
- D** selective breeding

(ii) Explain why the scientist worked near to a Bunsen burner.

(2)

.....

.....

.....

.....

- (c) A scientist spread bacteria onto the surface of two agar plates.
 A filter paper disc was placed in the centre of each plate.
 Each filter paper disc had been soaked in a different chemical extracted from plants.
 The results are shown in Figure 6.

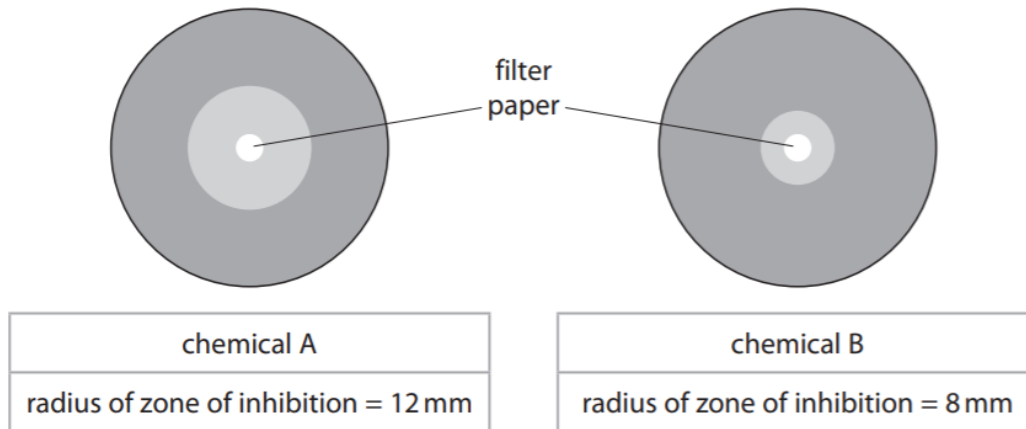


Figure 6

- (i) The area of a circle is calculated using πr^2 .
 Calculate the area of the zone of inhibition for chemical A.

Use $\pi = 3.14$

(2)

..... mm²

- (ii) The scientist concluded that chemical A was more effective than chemical B at killing bacteria.

Give **two** variables the scientist needed to control to make this conclusion valid.

(2)

1

.....

2

.....

4.

(d) Some drugs used to treat cancer are taken into cells by active transport.

Figure 8 shows some causes of preventable cases of cancer in 2015.

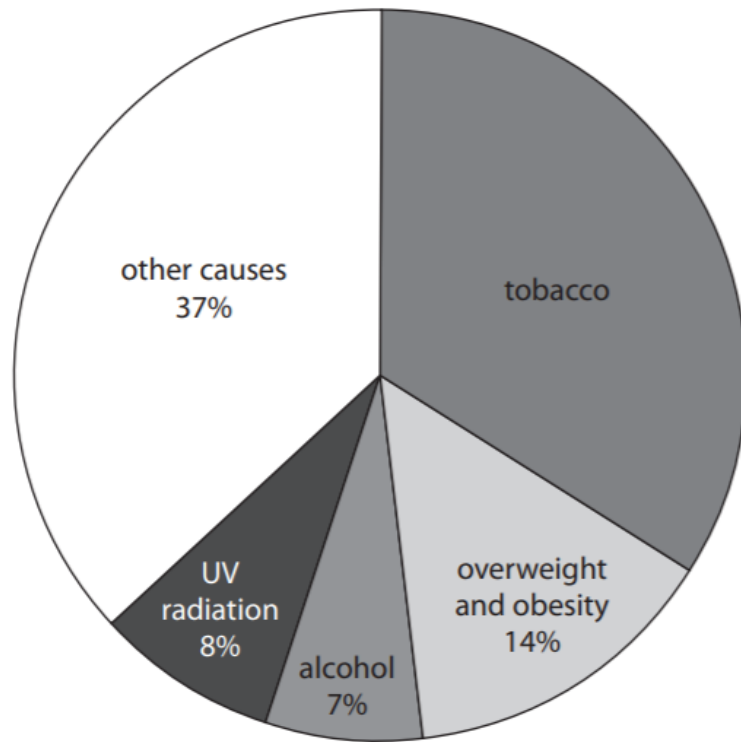


Figure 8

(i) What is the percentage of preventable cases of cancer that are caused by tobacco?

(1)

- A** 41%
- B** 37%
- C** 34%
- D** 26%

(ii) In 2015, data from Cancer Research UK suggested that 163 440 cases of cancer could have been prevented.

Calculate the number of preventable cases of cancer caused by alcohol.

Give your answer to the nearest whole number.

(2)

number of preventable cases of cancer caused by alcohol

7.

(c) The eye can be infected by bacteria.

State the type of drug used to treat infections caused by bacteria.

(1)

8 (a) Measles is a communicable disease caused by a virus.

(i) What can a virus also be classified as?

(1)

A a bacterium

B a fungus

C a pathogen

D a protist

(ii) Give **one** reason why measles is described as a communicable disease.

(1)

.....

.....

.....

(b) The human immunodeficiency virus (HIV) can cause AIDS.

Which type of cell is destroyed by the HIV virus?

(1)

- A red blood cell
- B nerve cell
- C white blood cell
- D sperm cell

(c) Describe how the specific immune system defends the body against disease.

(3)

.....

.....

.....

.....

.....

.....

(d) Figure 13 shows the number of people per million **of the population** in five European countries who were diagnosed with measles in one year.

country	number of people diagnosed with measles per million of the population
Belgium	21.00
France	15.63
Germany	8.42
Italy	20.06
Norway	0.05

Figure 13

(i) The population of Belgium in that year was 11.18 million.

Calculate the number of people in Belgium diagnosed with measles.

Give your answer to three significant figures.

(3)

.....people

(ii) Countries do not report the total number of people diagnosed with measles. Countries report the number of people diagnosed with measles per million of the population.

Give **one** reason why this is better.

(1)

.....

.....

(iii) Give **one** reason why the number of people per million diagnosed with measles is different in these countries.

(1)

.....

.....

.....

TOTAL = 68 MARKS